

Scaled data based on original data using
LM-79-08 Approved Method: Electrical and Photometric Measurements of Solid-
State Lighting Products

Test Report Prepared for
Cooper Lighting Solutions
(formerly Eaton)

Brand: STREETWORKS

Report Number: P850661

Luminaire Tested: **GLAN-SB8B-740-U-5WQ**

Issue Date: 6/26/2024

Test Information

Test Method: LM-79-08
Report Number: P850661
TEST IS SCALED FROM IESNA LM-79-08 TEST DATA (G2-2405-108-1)
Test Lab: INNOVATION CENTER
Issue Date: 6/26/2024
Manufacturer: COOPER LIGHTING SOLUTIONS (FORMERLY EATON)
Product Line: STREETWORKS
Catalog Number: GLAN-SB8B-740-U-5WQ
Description: GALLEON AREA AND ROADWAY HIGH DENSITY LED LUMINAIRE
(8) 70 CRI, 4000K, 450mA LIGHTSQUARES WITH 26 LEDS EACH AND TYPE V WIDE OPTICS
Light Source: -
Ballast/Driver: -

Summary

Lumens per Lamp: N/A
Luminaire Lumens: 48728 lumens
Efficiency: N/A
Efficacy: 166.4 lumens/watt
Luminous Opening: Rectangular (W 1.5' x L: 1.5' x H: 0')
IES Classification: Type V - Short
BUG Rating: B5 - U0 - G5

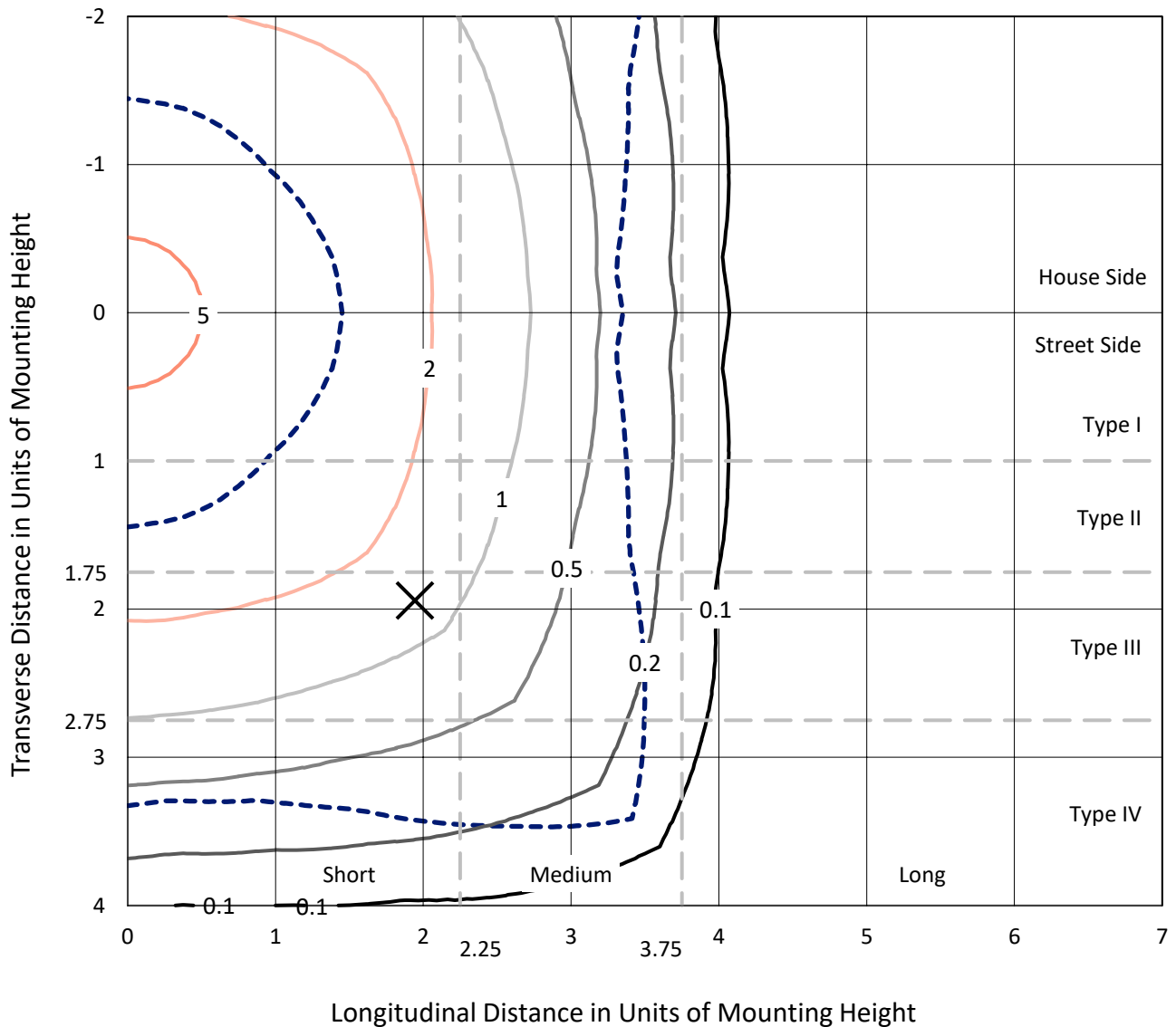
Input Watts (W): 292.8
Input Voltage (V): NR
Input Current (Ain): NR
Voltage Rise (V): NR
Power Factor: NR
Total Harmonic Distortion (THDi): NR
Frequency (hertz): 60
Stabilization Time: NR
Operation Time: NR
Ambient Temperature (°C): NR
Test Distance: 24 FT



REPORT NUMBER: P850661
 CATALOG NUMBER: GLAN-SB8B-740-U-5WQ

Iso-Footcandle Lines of Horizontal Illumination

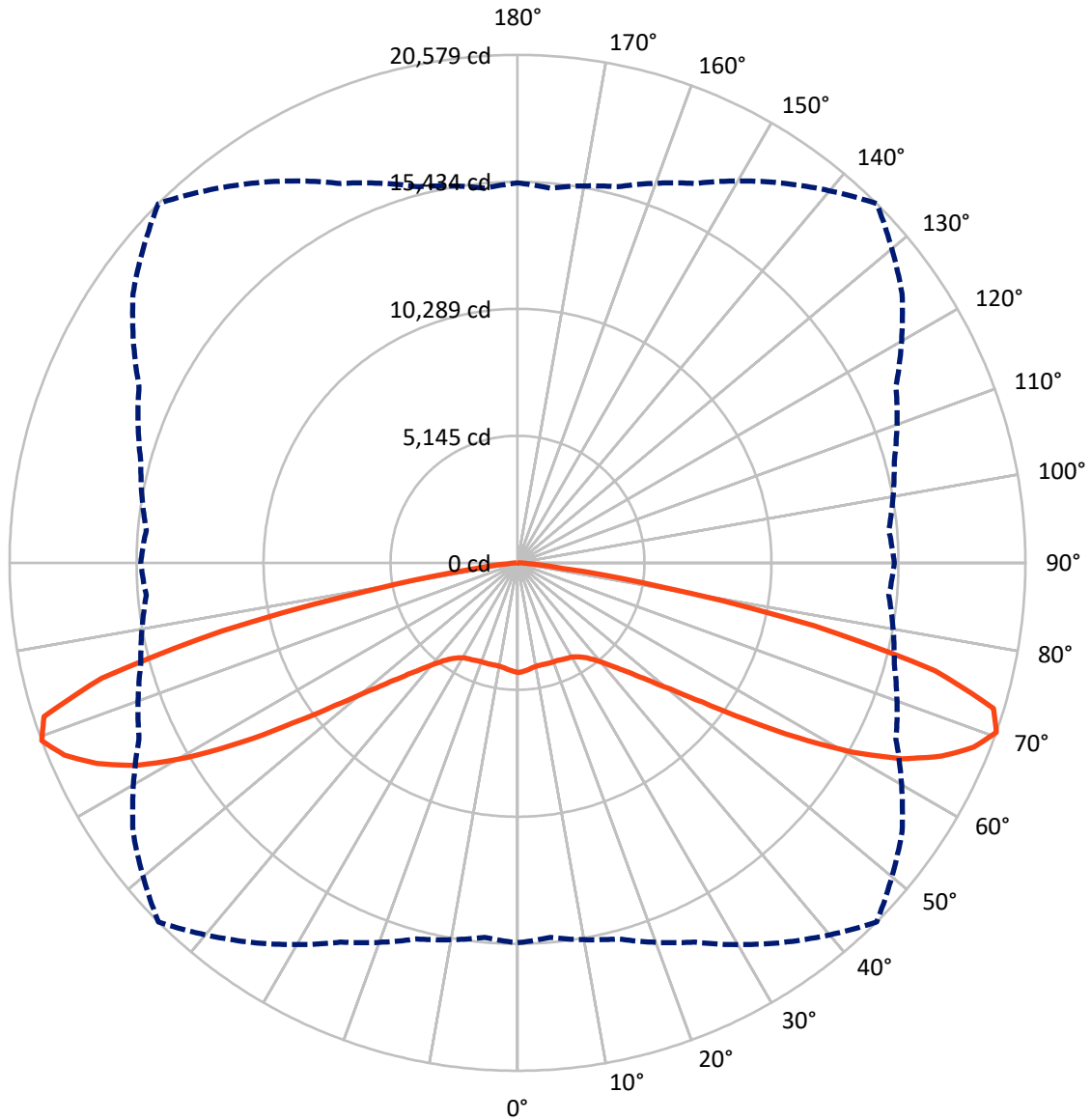
✕ Max cd
 - - - 1/2 Max cd



Based on 25 foot mounting height. Maximum calculated value = 7.1 fc
 Type V - Short - N/A

REPORT NUMBER: P850661
CATALOG NUMBER: GLAN-SB8B-740-U-5WQ

Luminous Intensity Polar Plot



— Vertical Plane Through 45-Deg Lateral - - - Horizontal Cone Through 70-Deg Vertical

REPORT NUMBER: P850661
 CATALOG NUMBER: GLAN-SB8B-740-U-5WQ

FLUX DISTRIBUTION:

		Downward	Upward	Total
House Side	Lumens	24364.0	0.0	24364.0
	% Fixture	50.0	0.0	50.0
Street Side	Lumens	24364.0	0.0	24364.0
	% Fixture	50.0	0.0	50.0
Total	Lumens	48728.0	0.0	48728.0
	% Fixture	100.0	0.0	100.0

ZONAL LUMENS:

Zone	Lumens	% Fixture
0°-10°	413.5	0.8
10°-20°	1214.1	2.5
20°-30°	2020.4	4.1
30°-40°	3055.5	6.3
40°-50°	5077.5	10.4
50°-60°	9581.1	19.7
60°-70°	16178.1	33.2
70°-80°	10630.7	21.8
80°-90°	556.9	1.1
90°-100°	0.0	0.0
100°-110°	0.0	0.0
110°-120°	0.0	0.0
120°-130°	0.0	0.0
130°-140°	0.0	0.0
140°-150°	0.0	0.0
150°-160°	0.0	0.0
160°-170°	0.0	0.0
170°-180°	0.0	0.0
0°-90°	48728.0	100.0
0°-180°	48728.0	100.0

Coefficient of Utilization



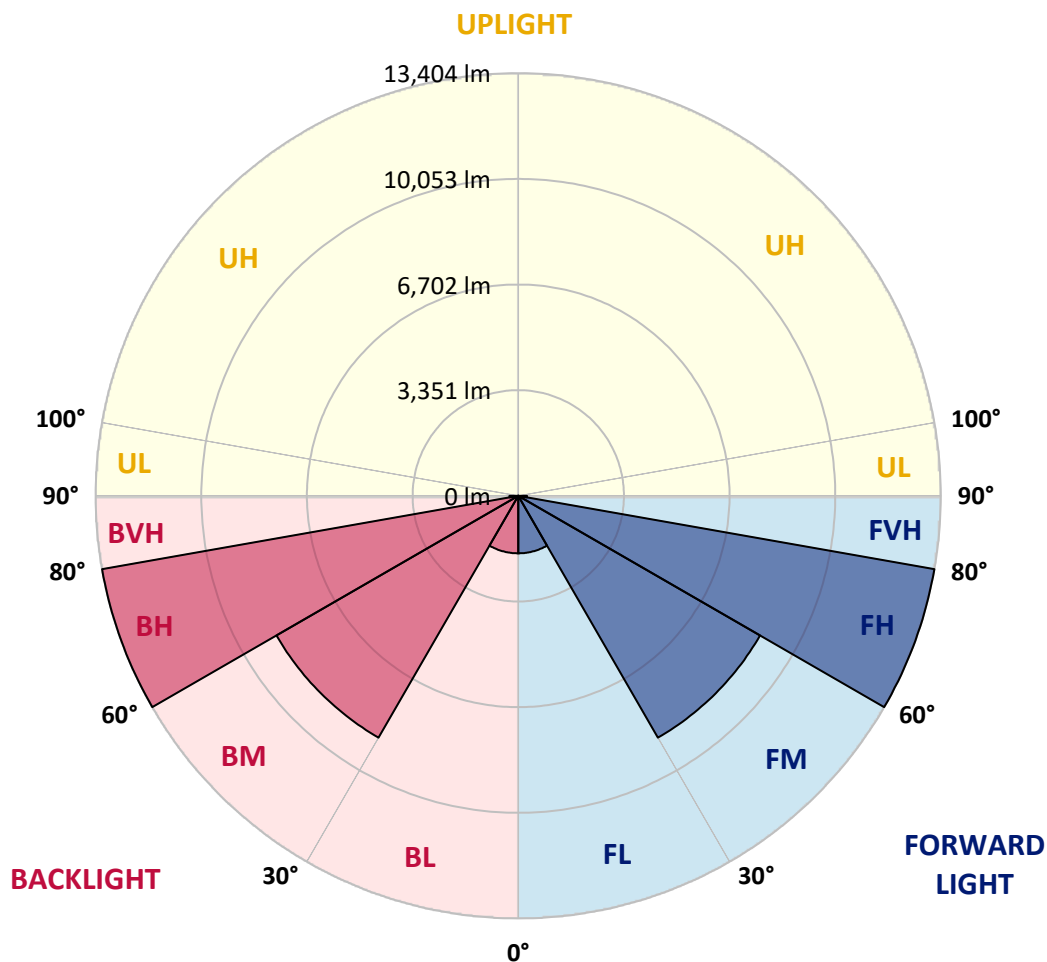
REPORT NUMBER: P850661
 CATALOG NUMBER: GLAN-SB8B-740-U-5WQ

LUMINAIRE CLASSIFICATION SYSTEM LUMEN TABLE AND BUG RATING:

Zone	Lumens	% Fixture	Zone Rating/Lumen Limit		
			B	U	G
FL (0°-30°)	1824.0	3.7			
FM (30°-60°)	8857.1	18.2			
FH (60°-80°)	13404.4	27.5			G5
FVH (80°-90°)	278.5	0.6			G3/500
BL (0°-30°)	1824.0	3.7	B3/2500		
BM (30°-60°)	8857.1	18.2	B5		
BH (60°-80°)	13404.4	27.5	B5		G5
BVH (80°-90°)	278.5	0.6			G3/500
UL (90°-100°)	0.0	0.0		U0/0	
UH (100°-180°)	0.0	0.0		U0/0	

BUG Rating: B5-U0-G5

Type V Short



REPORT NUMBER: P850661
 CATALOG NUMBER: GLAN-SB8B-740-U-5WQ

CANDELA DISTRIBUTION (FULL):

	0°	5°	15°	25°	35°	45°	55°	65°	75°	85°
0°	4445.0	4445.0	4445.0	4445.0	4445.0	4445.0	4445.0	4445.0	4445.0	4445.0
2.5°	4417.1	4429.8	4424.7	4414.6	4414.6	4407.0	4414.6	4419.6	4427.2	4432.3
5°	4358.9	4369.0	4366.5	4358.9	4361.4	4353.8	4358.9	4366.5	4371.5	4374.1
7.5°	4308.2	4318.3	4313.3	4300.6	4300.6	4293.0	4295.5	4303.1	4310.7	4313.3
10°	4295.5	4305.7	4290.5	4270.2	4262.6	4252.5	4255.0	4262.6	4277.8	4285.4
12.5°	4300.6	4308.2	4293.0	4262.6	4255.0	4244.9	4244.9	4252.5	4272.7	4282.9
15°	4315.8	4323.4	4300.6	4267.7	4260.1	4252.5	4250.0	4260.1	4282.9	4300.6
17.5°	4343.7	4351.3	4315.8	4270.2	4260.1	4262.6	4260.1	4267.7	4303.1	4336.1
20°	4369.0	4374.1	4325.9	4270.2	4260.1	4262.6	4260.1	4275.3	4320.9	4366.5
22.5°	4376.6	4381.7	4336.1	4287.9	4280.3	4282.9	4280.3	4295.5	4338.6	4384.2
25°	4379.1	4386.7	4351.3	4313.3	4325.9	4331.0	4325.9	4328.5	4361.4	4401.9
27.5°	4417.1	4427.2	4394.3	4361.4	4369.0	4366.5	4374.1	4381.7	4407.0	4447.5
30°	4495.6	4503.2	4475.4	4442.4	4437.4	4419.6	4442.4	4467.8	4495.6	4531.1
32.5°	4624.8	4640.0	4604.5	4569.1	4546.3	4536.2	4553.9	4596.9	4634.9	4672.9
35°	4840.1	4850.2	4817.3	4751.4	4710.9	4710.9	4726.1	4781.8	4842.6	4890.7
37.5°	5144.0	5156.7	5098.4	5019.9	4959.1	4959.1	4979.4	5037.6	5128.8	5197.2
40°	5513.8	5531.5	5458.1	5377.0	5318.8	5308.6	5334.0	5399.8	5485.9	5572.0
42.5°	5959.6	5979.8	5883.6	5812.7	5767.1	5767.1	5779.7	5840.5	5919.0	6025.4
45°	6529.4	6564.9	6433.2	6362.3	6319.2	6329.3	6336.9	6390.1	6461.0	6582.6
47.5°	7208.2	7243.7	7104.4	7030.9	7023.3	7071.4	7041.0	7079.0	7117.0	7256.3
50°	7978.2	8038.9	7942.7	7937.6	7952.8	8041.5	7970.6	7990.8	7947.8	8036.4
52.5°	8920.3	9009.0	8991.3	9021.7	9191.3	9373.7	9211.6	9140.7	8978.6	9006.5
55°	10062.6	10196.8	10222.2	10404.5	10789.5	11161.8	10817.4	10531.2	10186.7	10123.4
57.5°	11361.9	11468.3	11589.9	11962.2	12681.5	13342.5	12681.5	12048.3	11506.3	11377.1
60°	12760.0	12891.7	13008.2	13557.8	14626.6	15556.1	14606.4	13600.9	12884.1	12709.3
62.5°	14261.9	14431.6	14512.7	15123.0	16369.2	17478.5	16386.9	15168.6	14373.4	14185.9
65°	15703.0	15842.3	15933.5	16584.4	17774.8	18886.7	17855.9	16655.4	15837.3	15591.6
67.5°	16374.2	16450.2	16673.1	17410.1	18666.4	19935.3	18879.1	17488.6	16574.3	16143.7
70°	15391.5	15237.0	15774.0	16954.2	18772.7	20578.6	19015.9	16918.8	15799.3	15100.3
72.5°	11893.8	11627.9	12559.9	14578.5	17557.0	20168.3	17678.6	14692.5	13139.9	11721.6
75°	6471.2	6169.8	7456.4	10009.4	14001.0	17481.0	14322.7	10295.6	8302.4	6423.1
77.5°	1826.1	1712.1	2750.6	4842.6	8421.4	12273.7	8745.6	4949.0	3262.2	1935.0
80°	559.7	542.0	734.5	1458.9	3576.2	5878.5	3436.9	1476.6	934.6	590.1
82.5°	331.8	303.9	364.7	531.9	911.8	1846.4	886.5	554.7	445.8	298.9
85°	190.0	177.3	215.3	258.3	306.5	392.6	255.8	263.4	238.1	159.6
87.5°	78.5	70.9	83.6	81.0	70.9	91.2	68.4	81.0	96.2	63.3
90°	0.0	0.0	0.0	0.0	0.0	0.0	0.0	0.0	0.0	0.0

(END C

90°
4445.0
4429.8
4374.1
4313.3
4285.4
4285.4
4303.1
4336.1
4369.0
4384.2
4399.4
4437.4
4523.5
4657.7
4873.0
5171.9
5544.2
6017.8
6577.5
7215.8
7983.2
8912.7
10024.6
11285.9
12557.4
14034.0
15470.0
16148.8
15267.4
12073.6
6841.0
2150.3
623.1
324.2
167.2
58.3
0.0

OF REPORT)